

April 16, 2020

### COVID-19 How to Manually Add Devices to a Patient's Chart

Audience: *Outpatient and Inpatient Nurses*

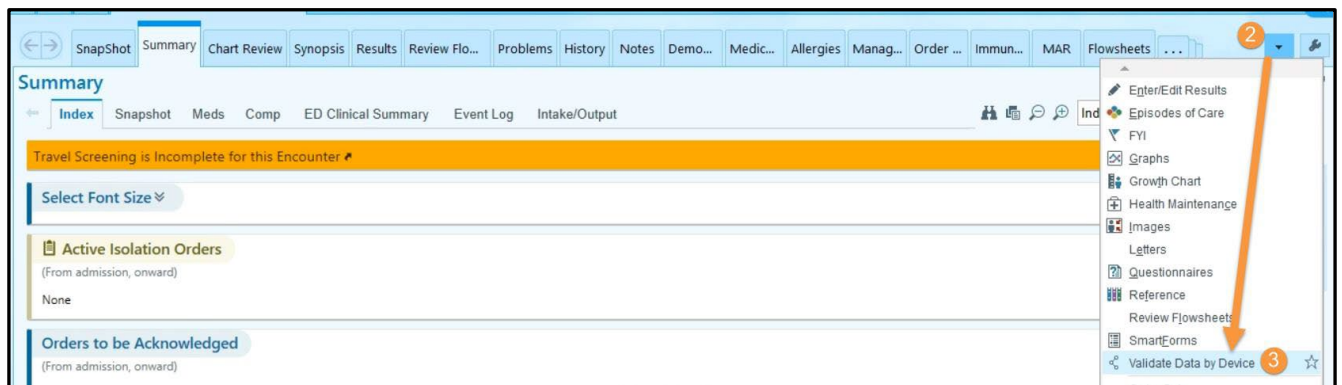
Due to the COVID-19 pandemic, there have been changes made to patient device monitoring devices in departments that have been built for COVID-19.

#### Let's Take a Look

Open the **patient's chart**.

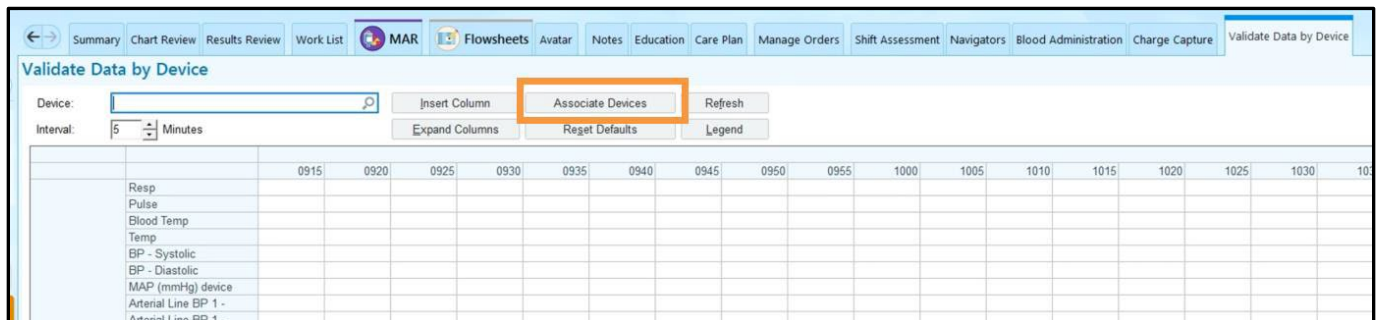
Click the **down arrow** to the right of your screen.

Click **Validate Data by Device**.

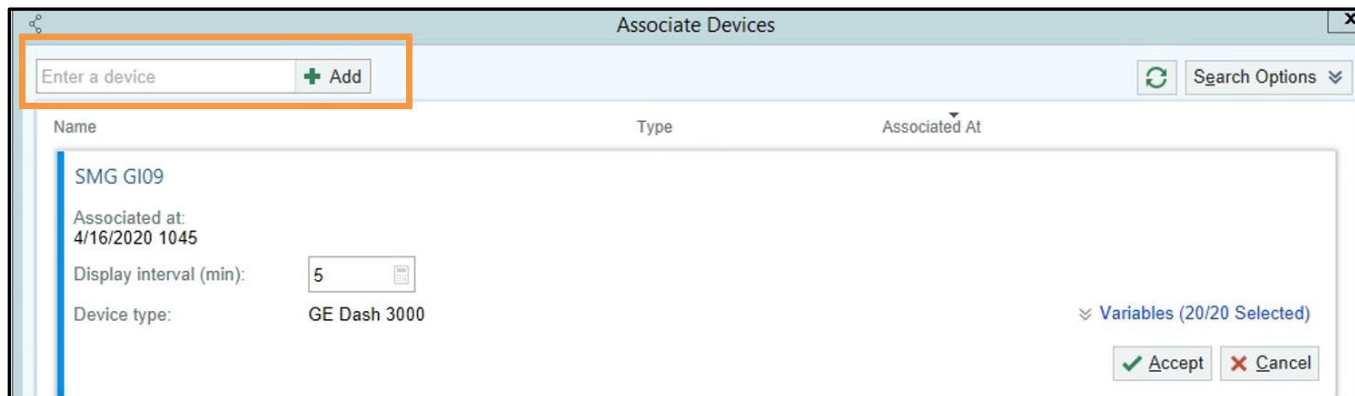


**Result:** The **Validate Data by Device Activity** opens.

Click on **Associate Devices**.



Once the **Associate Device** activity is open, use the **Enter a device search field** in the top left-hand corner of the activity to search for the devices for the department.



**NOTE:** The **Associate Device Data** activity is also available through the flowsheet activity under the arrow next to **Hide Device Data**.

