

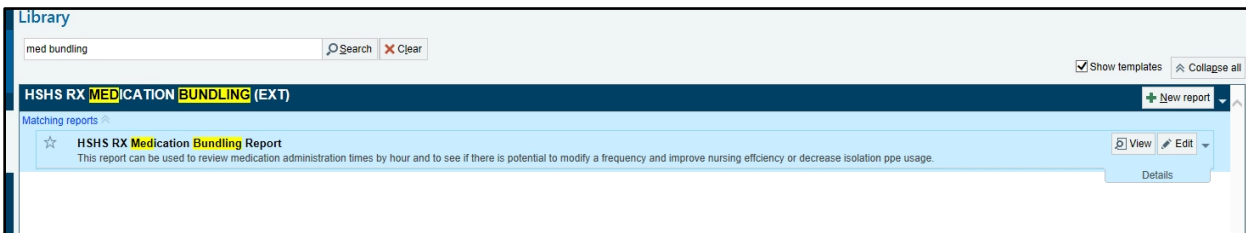


New Medication Bundling Report

By decreasing the number of administration intervals through clinical or strategic consolidation, you can decrease the amount of PPE used on isolation patients.

Where to find the report

Go to **Reporting Work Bench** and search for **Med Bundling**. Edit the report to change your location from the SJS default.

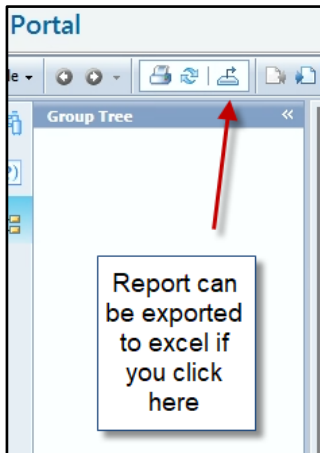


Adjusting the filters

With the **Report Date is Based Medication Administration Dates**. You can also filter further by location(s), administration department, current admitted department, or specific patient name.

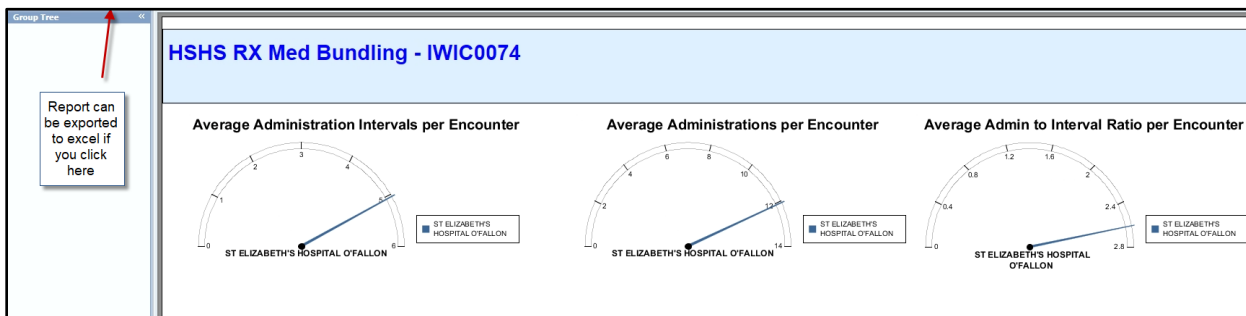


Understanding the Report



Top section highlights average intervals, administrations, and ratio of those per encounter for each location. This can help you as you compare specific patients or track impact across your facility for improvement.

Bottom section shows a row for each patient encounter with administration in your time window. It sorts patients by the administrations: intervals ratio.



The lower the number the more opportunity to decrease interval by using multiple pharmacy strategies (eg. **Frequency Adjustment, Medication Change, Adjustment of Empiric Therapy, eliminating sources of Polypharmacy**).

Each hour shows the total number of administrations and can be helpful for identifying a certain hour window for consolidation (eg. one administration at 2100 and one administration at 2000 could potentially be adjusted to two administrations at 2100)

				<u>Number_Admin_Intervals</u>	<u>Total_Administrations</u>	<u>Admin_to_Interval_ratio</u>
21	22	23	00	3	4	1.33
0	0	0	0	3	4	1.33
0	0	0	0	3	4	1.33
1	0	0	0	8	11	1.38
0	0	0	0	5	7	1.40
2	0	1	0	10	14	1.40
0	0	0	0	5	7	1.40
1	0	0	0	5	7	1.40
1	0	0	0	8	12	1.50
0	0	1	0	4	6	1.50
0	0	0	0	2	3	1.50
1	0	1	2	10	15	1.50
0	0	0	0	2	3	1.50
0	0	0	1	4	6	1.50